

03/17/99
Carnation motion 6
sk

Introduced By: LARRY GOSSETT

Clerk 03/18/99

Proposed No.: 1999-0178

MOTION NO. **10668**

1
2
3
4
5
6
7
8
9
10
11
12
13
14
15
16
17
18
19
20
21
22

A MOTION authorizing the county executive to enter into an interlocal agreement with the City of Carnation relating to law enforcement services.

WHEREAS, the City of Carnation desires to provide law enforcement services for its residents, and


WHEREAS, the county has the resources to provide such law enforcement services;

NOW, THEREFORE, BE IT MOVED by the Council of King County:


The county executive is authorized to execute an interlocal agreement, substantially in the form attached, with the City of Carnation to provide law enforcement services.

PASSED by a vote of 13 to 0 this 26th day of April,
1999

KING COUNTY COUNCIL
KING COUNTY, WASHINGTON


Chair

ATTEST:


Clerk of the Council

Attachments: Interlocal Agreement Between King County and the City of Carnation
Relating to Law Enforcement Services

10668

**INTERLOCAL AGREEMENT BETWEEN
KING COUNTY AND THE CITY OF CARNATION
RELATING TO LAW ENFORCEMENT SERVICES**

This is an Interlocal Agreement between King County, a home rule charter county, a political subdivision of the State of Washington, hereinafter referred to as the "County", and the City of Carnation, a municipal corporation of the State of Washington, hereinafter referred to as the "City".

WHEREAS, a number of cities in King County contract with the County for the provision of law enforcement services within their city boundaries, and

WHEREAS, the County has adopted policies that support the development and continuation of these contracts to preserve the quality, depth and breadth of its law enforcement services, and

WHEREAS, the County and the contract cities recently completed negotiating a new interlocal agreement for 1996 and beyond which embodies the following principles adopted by County Council Motion 9540:

1. County law enforcement employees should feel responsibility toward and demonstrate responsiveness to residents and officials of cities with contracts for law enforcement services.
2. Each contract city should have the flexibility to determine the level and deployment of certain services and to identify service priorities, thereby controlling costs.
3. Cities should have the ability to choose unique police uniforms and markings for police vehicles assigned to the city.
4. County law enforcement employees should work cooperatively with communities within contract cities in a problem-solving mode to improve the safety and welfare of city residents and visitors.
5. The County should provide at a reasonable and predictable cost efficient, high quality, appropriate law enforcement services supported by technology that furthers the goals of the contract cities and the County.
6. The contracts and service agreements should maintain equity among the interests of contract city and unincorporated area residents.
7. The contracts should preserve to the extent practical the valuable law enforcement services provided by the King County Sheriff's Office while providing a high level of local service and decision-making.

NOW, THEREFORE, pursuant to RCW 39.34, the County and the City hereby agree:

1. Law Enforcement Services. The County will make available to the City any of the law enforcement services listed in Exhibit A, "King County Sheriff's Office Services", dated September 17, 1998, which is incorporated herein by reference:

ORIGINAL

- 1.1. Precinct/City Services. Precinct/city services consist of law enforcement and other related services provided by personnel assigned to a police precinct primarily for the benefit of the geographic areas within the boundaries of the precinct except as may be modified by Section 2. Precinct/City services include:
 - 1.1.1. Reactive patrol to enforce State law and City-adopted municipal criminal and traffic codes and to respond to residents' and business' calls for service;
 - 1.1.2. Proactive patrol to prevent and deter criminal activity;
 - 1.1.3. Traffic patrol to enforce applicable traffic codes;
 - 1.1.4. Precinct detectives to investigate local crimes such as burglary, vandalism and auto theft;
 - 1.1.5. Community service and community crime prevention officers;
 - 1.1.6. Drug Awareness Resistance Education (DARE) officers;
 - 1.1.7. Precinct command and support staff; and
 - 1.1.8. Police reserves to perform a variety of routine police patrol functions.
 - 1.1.9. For purposes of this agreement, precinct/city services shall be considered required or optional in accordance with Exhibit A, except that precinct command staff shall not be required if the City opts to provide its own precinct under Section 6.4.
- 1.2. Support Services. Support services consist of:
 - 1.2.1. Investigation services by officers assigned to a central criminal investigation unit investigating such crimes as major crimes, drug offenses, fraud and such reports as missing persons, vice, and major accidents. These officers are supported by crime scene analysis, crime laboratory, polygraph, identifications, and evidence control.
 - 1.2.2. Special operations services such as canine patrol, hostage negotiations, tactical unit, and bomb disposal; and
 - 1.2.3. Communications services, including call receiving, dispatch, and reports.
 - 1.2.4. For purposes of this agreement, precinct/city services shall be considered required or optional in accordance with Exhibit A, except that hostage

negotiation and bomb disposal may be provided by City officers under the city department model described herein.

- 1.3. Administrative Services. Administrative services include legal advisor, planning and statistics, subpoena control, training, weapons' permits, accounting, payroll, personnel, labor relations, media relations, fleet control, radio maintenance, purchasing, records, inspections/internal investigations, and other services provided by other county agencies in support of the King County Sheriff's Office. Such services do not include legal services of the King County Prosecuting Attorney relating to enforcement of municipal criminal and traffic codes or prosecutions arising thereunder.
 - 1.3.1. For purposes of this agreement, administrative services shall be required, except as otherwise noted in Exhibit A, "King County Sheriff's Office Services", dated September 17, 1998, which is incorporated herein by reference.
2. City Department, Shared Supervision and Flexible Services Models. Law enforcement services provided to the city under this agreement shall be available to the city under a city department model, a shared supervision model, or a flexible services model, provided that the City must select any service which is required in accordance with Exhibit A.
 - 2.1. City Department Model. Under the city department model, the level, degree and type of precinct/city services and the number of positions assigned to those services shall be determined by the City in consultation with the King County Sheriff or his/her designee.
 - 2.1.1. Such positions shall be assigned to the City and shall be dedicated to work within the city limits, subject to responses to assist another jurisdiction or County police precinct according to mutually agreed-upon written criteria.
 - 2.1.2. The number of such positions assigned to the City will remain constant. The City recognizes that the number of personnel may vary to the extent that positions are vacant or positions are filled but not available for assignment, including Phase I and Phase II recruits and personnel on long-term disability leave, vacation leave, sick leave or other leave. The number of the City's vacant positions and positions not available for assignment shall be proportionate to the total number of vacant positions and positions not available for assignment in the King County Sheriff's Office.
 - 2.1.3. Support and administrative services shall be provided to the City at the level, degree and type as provided by the County in unincorporated King County, except as otherwise modified by Section 6.3.

- 2.1.4. Additional support services may be purchased by the City and assigned for the sole benefit of the City, provided they are optional services as defined in Exhibit A.
- 2.1.5. The City may choose to provide its own legal advisor for the purpose of providing advice to officers assigned to its city, provided that the legal advisor shall be available to the officers on a 24-hour per day basis.
- 2.2. Shared Supervision Model. Under the shared supervision model, the level, degree and type of precinct/city direct services (such as reactive patrol, precinct detectives and city administrative sergeants, for example) and the number of positions assigned to those services shall be determined by the City in consultation with the King County Sheriff or his/her designee. Precinct command and supervision shall be shared by the County and the City.
 - 2.2.1. Such precinct/city direct services positions shall be assigned to the City and shall work within the city limits, subject to responses to assist another jurisdiction or County police precinct according to mutually agreed-upon written criteria.
 - 2.2.2. The number of such positions assigned to the City will remain constant. The City recognizes that the number of personnel may vary to the extent that positions are vacant or positions are filled but not available for assignment, including Phase I and Phase II recruits and personnel on long-term disability leave, vacation leave, sick leave or other leave. The number of the City's vacant positions and positions not available for assignment shall be proportionate to the total number of vacant positions and positions not available for assignment in the King County Sheriff's Office.
 - 2.2.3. Support and administrative services shall be provided to the City at the level, degree and type as provided by the County in unincorporated King County, except as otherwise modified by Section 6.3.
 - 2.2.4. Additional support services may be purchased by the City and assigned for the sole benefit of the City, provided they are optional services as defined in Exhibit A.
 - 2.2.5. The City may choose to provide its own legal advisor for the purpose of providing advice to officers assigned to its city, provided that the legal advisor shall be available to the officers on a 24-hour per day basis.
- 2.3. Flexible Services Model. Under the flexible services model, base level law enforcement services will be provided to the city in proportion to the City's share

of workload, unless the City enhances services as provided for herein or unless the City opts to provide its own precinct under Section 6.4.

2.3.1. Positions designated to provide precinct/city services to the City shall be dedicated to work within the precinct in which the City is located, subject to responses to assist another jurisdiction or County police precinct according to mutually agreed-upon written criteria.

2.3.2. Additional precinct/city services may be purchased at the discretion of the city and will be used in accordance with mutually agreed-upon protocols.

2.3.3. Additional support services may be purchased by the City for the sole benefit of the City, with the exception of any support service that is required in accordance with Exhibit A.

3. City Law Enforcement Services.

3.1. 1999 City Law Enforcement Services. Beginning February 1, 1999, the County agrees to provide to the City the level, degree and type of precinct/city and support services in accordance with Exhibit B, along with related administrative services.

3.2. Revisions to City Law Enforcement Services. In 1997 and thereafter, revisions to city law enforcement services shall be made in accordance with Section 4.

4. Compensation.

4.1. Development of Service Costs. The County shall develop service costs for each precinct/city, support, and administrative service provided by the King County Sheriff's Office. Service costs for 1999 are contained in Appendix A, "King County Sheriff's Office Services Estimated 1999 Cost Book", September 18, 1998, which is incorporated herein by reference.

4.1.1. Service costs shall include, but not be limited to, salary, benefits and special pays, if any, for personnel providing the service, along with any associated clothing allowance, quartermaster, overtime, supplies, services, telephone, motor pool, lease cars, systems services, insurance, equipment and associated administrative costs. If not already included, costs shall include adjustments for cost-of-living and inflation.

4.1.2. Service costs shall not include the cost of services that are required by state law, provided only within unincorporated King County, or supported by a dedicated revenue source, and services excluded from cost allocation at the discretion of the County. For the purpose of the agreement, such

services and their associated administrative costs, as listed in Appendix A, shall be considered non-chargeable.

- 4.1.3. Service costs shall reflect the deduction of revenues, as outlined in Appendix A.
- 4.2. Development of Unit Costs. The County shall develop unit costs for each precinct/city and support service based on service costs developed in accordance with Section 4.1. Unit costs and formulas are listed in Exhibit A.
- 4.3. Calculation of City's Estimated Contract Amount. Service costs and unit costs shall be the bases for calculating the City's estimated contract amount. Beginning on January 1, 1996, the City shall be charged for services on the basis of FTE's (full-time equivalents) or workload billing factors as outlined in Exhibit A.
- 4.4. City's 1999 Estimated Contract Amount. The estimated contract amount for 1999 is \$ 433,114 as shown in Exhibit B. The County agrees to revise this amount in December, 1998, following the King County Council's adoption of the 1999 County budget, and provide the City by March 1, 1999 with a revised estimated contract amount, if lower than the amount shown in Exhibit B.
- 4.5. Mid-year Adjustment. Mid-year supplemental appropriations requested by the city will be reflected as adjustments in the current year estimated contract amount.
- 4.6. Billing. The estimated contract amount shall be billed monthly in 12 equal amounts. Payments shall be due within 30 days after invoicing by the County.
- 4.7. Annual Adjustment. Subject to the provisions of Section 4.9, beginning in May, 1999 and continuing in May thereafter, the estimated contract amount for the current year shall be adjusted based on the lower of the prior year's contract amount as adjusted or actual contract expenditures, including any contract costs recommended by the contract oversight committee established herein. Any one-time underexpenditures will not affect the calculation of allowable growth in unit costs pursuant to Section 4.9.
- 4.8. Revisions to City Law Enforcement Services and Contract Amount. Beginning in 1996, by August 5 or the first working day thereafter, the County shall provide the City with an estimate of the subsequent year's unit costs and service data in the form of a revised Exhibit A and an estimate of the City's contract amount for the same level of service for the subsequent year in the form of a revised Exhibit B. By August 20 or the first working day thereafter, the City shall notify the County of any changes in service or model for the subsequent year. By September 10 or the first working day thereafter, the County shall provide the City with the estimated contract amount for the subsequent year based on the changes in service requested by the City, along with revisions to Exhibit B.

- 4.9. Limit on Annual Growth. The annual growth in unit costs shall not exceed 90% of the growth in the previous July to June Urban Wage and Clerical Workers Index for greater Seattle. Provided, however, any costs related to existing contractual obligations or labor contracts currently in negotiations, binding arbitration requirements, federal or state court mandates, federal or state law requirements, recommendations of the oversight committee which have a fiscal impact and are approved by the County or any other costs determined by the full oversight committee to be beyond the County's control, shall not be subject to this provision.

5. Decisions and Policy-Making Authorities. The County will provide the services identified in Exhibit B in accordance with the following:
 - 5.1. Operational Decisions and Policy-Making Authorities. The respective authorities of the City and the County to make operational decisions and develop and implement policies shall be governed by the guidelines contained in Exhibit C.

 - 5.2. Police Manager. The City may designate a county officer assigned to the City to act in the capacity of a police manager. The County agrees to work with the City to develop a list of duties and authorities for the police manager. Such duties and authorities shall include, but shall not be limited to, those listed in Exhibit D and shall be consistent with the guidelines contained in Exhibit C.

6. Special Provisions.
 - 6.1. Use of Non-Sworn Personnel. The City and the County intend to increase the use of non-sworn personnel, and the parties agree that the following functions and positions, among others, can be considered by the oversight committee for civilianization: parking enforcement; warrant service; court liaison; crime scene technician; evidence transport; background investigations; records management; crime prevention; accident scene traffic director; missing children services; lost property services; vacation house checks; business watch; permitting; fingerprinting; abandoned vehicle tagging; park patrol; and prisoner transport.

 - 6.2. City Purchases. As an alternative to using the County's routine supplies and equipment, the City may purchase routine supplies or purchase or lease any equipment for its own use, provided that the equipment can be integrated into applicable County systems. Routine supplies and equipment includes, but is not limited to, paper, copying machines, cellular telephones, office furnishings, laptop computers and vehicles. In the event the City chooses to purchase and/or lease any of these or similar items for its own use, the County will delete from the City's contract amount the full county charge for any items that otherwise would have been provided by the County.

- 6.3. Hourly Charges for Optional Support Services. To the extent the City does not select one or more support service designated as optional, the County will not charge the City for those services. In the event any of these services are deployed at the request of the City's chief or his/her designee with the appropriate authority, the City agrees to pay the County for the service based on the hourly charges contained in Exhibit E. The County intends to apply these charges to other jurisdictions, regardless of whether the jurisdiction has a contract with the County for law enforcement services.
- 6.4. City Police Facility. The City may purchase or lease its own police facility and provide for the maintenance of such facility. In the event the City chooses to provide for its own police facility, precinct support staff and maintenance, the County will delete from the City's contract costs the portion of county charges for precinct facilities, precinct support staff and maintenance that otherwise would have been provided by the County. In the event a city under the city department model chooses to provide its own facility, such facility shall constitute a precinct for the geographical area of the city, as it pertains to Section 1.1.
- 6.5. Refund of Accrued Replacement Reserves. If the City has reimbursed the County for the initial purchase of any equipment prior to this agreement, or if the City has purchased equipment under the provisions of Section 6.2, and if the City chooses to terminate this agreement, the County agrees to refund to the City any accrued replacement reserves, and any accrued market rate interest, on such equipment, including vehicles, and transfer ownership of such equipment from the County to the City.
- 6.6. Exclusion of Replacement Charges for 800 MHz Radios. At the option of the City, the County agrees not to charge the City for replacement of the 800 MHz mobile and portable radios used by the officers currently assigned to the city, provided that the City agrees to pay for the full costs of replacing the radios at the end of their estimated useful life of ten (10) years or when a radio is determined by the County to no longer meet the performance standards of the County. If the City chooses to terminate this agreement prior to the expiration of the useful life of the radios, the County agrees to transfer ownership of the radios from the County to the City and the City agrees to assume responsibility for any service costs associated with continued use of the radios on the regional 800 MHz radio system, including the cost of subscriber access, reprogramming and maintenance. The cost of additional radios shall be borne by the City.
- 6.7. Observation of Labor Negotiations. The City may participate with other cities that contract with the County for law enforcement services to select no more than two (2) representatives to observe labor negotiations between the County and the collective bargaining units representing the employees of the King County Department of Public Safety, provided that such observers adhere to rules established by the County and the bargaining units for the negotiations.

- 6.8. Stabilization of Personnel. The County intends to encourage during the term of this agreement the stabilization of County personnel either assigned to the City or to patrol districts incorporating the city. The King County Sheriff or his/her designee shall confer with the City's chief executive officer or his/her designee regarding the initial assignment of personnel to the City or to patrol districts incorporating the City and thereafter shall confer with the City's chief executive officer or his/her designee regarding any proposed changes in assignment or promotions of officers assigned to the City or to patrol districts incorporating the city. Nothing in this agreement shall prevent individuals from seeking promotional opportunities or receiving a promotion.
- 6.9. Assignment of Detectives. At the request of the City and to the extent feasible, as determined by the King County Sheriff in consultation with the city members of the contract oversight committee, the County shall assign to the precinct incorporating the City detectives from the criminal investigation division, with the exception of detectives in the major crimes unit of the division.
- 6.10. Additional Training. The City may provide training for City precinct detectives to perform criminal investigations for any optional criminal investigation services. The cost of any such training shall be borne by the City.
- 6.11. Cost Effect of Service Decisions. An individual city's costs shall not be raised as a result of another city's decision regarding the level or make-up of services. The County reserves the right to eliminate services to fulfill this provision.
- 6.12. Requests for Support Services. The City chief or his/her designee shall have the authority to request any support service provided to the City. If such request is denied, the commander in charge of the support service shall review the decision and provide a report to the City's chief-executive officer regarding the final determination.
- 6.13. City Identification. The City may select unique insignia and/or colors for uniforms and/or vehicles used by the officers assigned to the city, provided that some form of the King County logo is retained on the uniforms and vehicles. To the extent the annual quartermaster allowance exceeds the costs of routine replacement of uniform items, the allowance shall be applied to the costs of adding the insignia to the uniforms or replacing the uniforms with alternative uniforms. Additional costs related to the uniforms and the cost of converting the vehicles shall be borne by the City.
- ~~6.14. Start up Costs. The City agrees to reimburse the County for any and all personnel costs incurred in 1995 toward hiring officers to be assigned to the City in 1996. These costs, further described in Section 4.1 herein, shall be added to the total costs billed for 1995 and paid by the City according to this agreement.~~

7. Reporting.

- 7.1. Reporting Districts. Reporting districts coterminous with the City boundaries will be maintained to enable accurate data collection on law enforcement services provided and criminal activity.
- 7.2. Notification of Criminal Activity. The police manager, if designated, or the precinct commander will notify the City in the event of a significant criminal occurrence within the City.
- 7.3. Quarterly Reports. The County will report quarterly on criminal activity and on law enforcement services provided, by major category of service as listed in Exhibit B.

8. Personnel and Equipment. The County is acting hereunder as an independent contractor so that:

- 8.1. Control of Personnel. Control of personnel, standards of performance, discipline and all other aspects of performance shall be governed entirely by the County;
- 8.2. Status of Employees. All persons rendering service hereunder shall be for all purposes employees of the County, except that the City may hire non-commissioned city employees to perform certain functions in conjunction with County police personnel.
- 8.3. Liabilities. All liabilities for salaries, wages, any other compensation, injury, sickness or liability to the public for negligent acts or omissions arising from performance of the law enforcement services by the County hereunder shall be that of the County.
- 8.4. Provision of Personnel. The County shall furnish all personnel and such resources and material deemed by the County as necessary to provide the level of law enforcement service herein described.
- 8.5. Municipal Violations. County police personnel shall cite violations of municipal ordinances into the City's municipal court.

9. City Responsibilities. In support of the County providing the services described in Exhibit B, the City promises to:

- 9.1. Municipal Police Authority. Confer hereby municipal police authority on such County officers as might be engaged hereunder in enforcing City ordinances within City boundaries, for the purposes of carrying out this agreement.

- 9.2. Municipal Criminal Code. Adopt a criminal municipal code which incorporates, at a minimum, any portion of the Washington criminal code defining a crime or crimes, which falls within the jurisdiction of the district or municipal court. This includes all misdemeanors and gross misdemeanors. Provided, that if the City fails to adopt, chooses not to adopt, or repeals such criminal municipal code, the City shall be responsible for reimbursing the County for all expenses associated with prosecution, adjudication, sentencing, and incarceration in any criminal case involving a crime which could have been included within a City municipal code.
- 9.3. Special Supplies. Supply at its own cost and expense any special supplies, stationary, notices, forms and the like where such must be issued in the name of the City.
10. Duration. This agreement is effective upon authorization and signature by both parties, except that services and charges shall commence on February 1, 1999. The contract period shall continue until January 30, 2001. Thereafter, the agreement shall renew automatically from year to year unless either party initiates the termination process outlined herein.
11. Termination Process. Either party may initiate a process to terminate this agreement as follows:
 - 11.1. Written Notice. The party desiring to terminate the agreement shall provide written notice to the other party, provided that such notice may not be provided prior to July 30, 2000.
 - 11.2. Transition Plan. Upon receipt of such notice, an 18-month transition period shall begin and the parties shall commence work on and complete within at least 120 days a mutually agreed-upon transition plan providing for an orderly transition of responsibilities from the County to the City. The transition plan shall identify and address any personnel, capital equipment, workload and any other issues related to the transition. Each party shall bear its respective costs in developing the transition plan.
12. Indemnification.
 - 12.1. City Held Harmless. The County shall indemnify and hold harmless the City and its officers, agents, and employees, or any of them from any and all claims, actions, suits, liability, loss, costs, expenses, and damages of any nature whatsoever, by any reason of or arising out of any negligent act or omission of the County, its officers, agents, and employees, or any of them relating to or arising out of performing services pursuant to this agreement. In the event that any such suit based upon such a claim, action, loss, or damages is brought against the City, the County shall defend the same at its sole cost and expense; provided that the City reserves the right to participate in said suit if any principle of governmental or public law is involved; and

if final judgment in said suit be rendered against the City, and its officers, agents, and employees, or any of them, or jointly against the City and the County and their respective officers, agents, and employees, or any of them, the County shall satisfy the same.

- 12.2. County Held Harmless. The City shall indemnify and hold harmless the County and its officers, agents, and employees, or any of them from any and all claims, actions, suits, liability, loss, costs, expenses, and damages of any nature whatsoever, by any reason of or arising out of any negligent act or omission of the City, its officers, agents, and employees, or any of them relating to or arising out of performing services pursuant to this agreement. In the event that any suit based upon such a claim, action, loss, or damages is brought against the County, the City shall defend the same at its sole cost and expense; provided that the County reserves the right to participate in said suit if any principle of governmental or public law is involved; and if final judgment be rendered against the County, and its officers, agents, and employees, or any of them, or jointly against the County and the City and their respective officers, agents, and employees, or any of them, the City shall satisfy the same.
- 12.3. Liability Related to City Ordinances, Policies, Rules and Regulations. In executing this agreement, the County does not assume liability or responsibility for or in any way release the City from any liability or responsibility which arises in whole or in part from the existence or effect of City ordinances, policies, rules or regulations. If any cause, claim, suit, action or administrative proceeding is commenced in which the enforceability and/or validity of any such City ordinance, policy, rule or regulation is at issue, the City shall defend the same at its sole expense and, if judgment is entered or damages are awarded against the City, the County, or both, the City shall satisfy the same, including all chargeable costs and reasonable attorney's fees.
- 12.4. Waiver Under Washington Industrial Insurance Act. The foregoing indemnity is specifically intended to constitute a waiver of each party's immunity under Washington's Industrial Insurance Act, RCW Title 51, as respects the other party only, and only to the extent necessary to provide the indemnified party with a full and complete indemnity of claims made by the indemnitor's employees. The parties acknowledge that these provisions were specifically negotiated and agreed upon by them.
13. Non-discrimination. The County and the City certify that they are Equal Opportunity Employers. The County has developed and implemented Affirmative Action Programs in accordance with the guidelines in Revised Order 4 of the United States Department of Labor. The City will develop and implement Affirmative Action Programs which meet the applicable federal standards.

14. Audits and Inspections. The records and documents with respect to all matters covered by this agreement shall be subject to inspection, review or audit by the County or City during the term of this contract and three (3) years after termination.
15. Amendments. The agreement may be amended at any time by mutual written agreement of the parties. Any executed amendment to the City's agreement shall be made available to other cities that contract with the County for law enforcement services, subject to circumstances specific to the individual cities.
16. Contract Administration.
 - 16.1. Contract Administrators. The chief executive officer of the City and the police manager, if designated, or the precinct commander shall serve as contract administrators to review contract performance and resolve problems. The contract administrators will meet at least quarterly with either party authorized to call additional meetings with ten days written notice to the other.
 - 16.2. Referral of Unresolved Problems. The chief executive officer of the City may refer any problem which cannot be resolved to the King County Sheriff.
17. Contract Oversight.
 - 17.1. Police Services Contract Oversight Committee. The City and the County agree to establish a police services contract oversight committee consisting of the contract cities' chief executive officers, or their designees, of the cities that contract with the County for law enforcement services and the King County Sheriff, one person designated by the County Executive and one person designated by the chair of the King County Council's Law, Justice and Human Services Committee, or its successor.
 - 17.2. Scope of Committee. The committee shall meet at least bi-monthly to ensure the parties comply with the provisions of this agreement, including the administration of the agreement and the management and delivery of police services under the agreement.
 - 17.2.1. In addition, the committee shall establish performance measurements, standards, and benchmarks for evaluating the quality of the County's police services. The County shall work with the City, if desired, to develop a range of options by December 31, 1995, or a later mutually agreed-upon date.
 - 17.2.2. The city members may make recommendations on any issue affecting contract costs and conditions, such as the budget for the King County Department of Public Safety, personnel recruitment, training and

standards, and collective bargaining issues. These recommendations may reflect approval or disapproval of any County proposal relating to these issues and shall be submitted to the county executive, county council and/or city council as appropriate. The County shall provide a written report on the outcome of these recommendations.

- 18. Entire Agreement/Waiver of Default. The parties agree that this agreement is the complete expression of the terms hereto and any oral or written representations or understandings not incorporated herein are excluded. Both parties recognize that time is of the essence in the performance of the provisions of this agreement. Waiver of any default shall not be deemed to be a waiver of any subsequent default. Waiver or breach of any provision of the agreement shall not be deemed to be waiver of any other or subsequent breach and shall not be construed to be a modification of the terms of the agreement unless stated to be such through written approval by the County, which shall be attached to the original agreement.

IN WITNESS WHEREOF, the parties have executed this agreement.

KING COUNTY

CITY OF CARNATION

1

 Ron Sims
 King County Executive

Dave Hunter

 Dave Hunter
 Mayor

Approved as to Form

Approved as to Form

 Deputy Prosecuting Attorney
 for NORM MALENG
 King County Prosecuting Attorney

 City Attorney

10668

Based on 1999 Estimated Cost Book (Navy Blue 9/17/98) Exhibit A, Part 1

		Flex			City		
Precinct Services		Adj. FTE	Amount	Flex FTE Cost	FTEs	Amount	City FTE Cost
Captain - City Chief	O	8.00	\$ 1,026,603	\$ 128,325	8.00	\$ 1,005,667	\$ 125,708
Captain- Precinct Operations	R/O	8.00	\$ 1,026,603	\$ 128,325	8.00	\$ 1,005,667	\$ 125,708
Community Crime Prevention Unit	O	2.00	\$ 202,530	\$ 101,265	2.00	\$ 197,296	\$ 98,648
Community Service Officers	O	6.00	\$ 468,936	\$ 78,156	6.00	\$ 453,234	\$ 75,539
DARE	O	1.00	\$ 96,992	\$ 96,992	1.00	\$ 94,375	\$ 94,375
Evidence and Supply Tech	R/O	na	na	na	1.00	\$ 62,965	\$ 62,965
Major - City Chief	O	4.00	\$ 559,230	\$ 139,808	4.00	\$ 548,762	\$ 137,191
Major - Pct Commander	R/O	4.00	\$ 559,230	\$ 139,808	4.00	\$ 548,762	\$ 137,191
Motorcycle - precinct based	O				8.00	\$ 832,477	\$ 104,060
Office Tech I	R/O	na	na	na	1.00	\$ 58,608	\$ 58,608
Office Tech II	R/O	na	na	na	1.00	\$ 61,303	\$ 61,303
Office Tech III	R/O	na	na	na	1.00	\$ 67,328	\$ 67,328
Precinct Crime Analysis	O	3.00	\$ 309,167	\$ 103,056	3.00	\$ 301,316	\$ 100,439
Precinct Detectives	R	28.00	\$ 3,298,670	\$ 117,810	28.00	\$ 2,775,579	\$ 99,128
Precinct Det./Proactive Sgt.	R	na	na	na	1.00	\$ 109,837	\$ 109,837
Precinct Pro-Active	O	23.00	\$ 2,731,496	\$ 118,761	23.00	\$ 2,264,486	\$ 98,456
Reactive Patrol	R	279.00	\$ 28,923,980	\$ 103,670	279.00	\$ 28,193,848	\$ 101,053
Reactive Patrol/City Admin. Sgts	R	38.00	\$ 4,396,384	\$ 115,694	38.00	\$ 4,296,940	\$ 113,077
		Flex			City		
Support Services		Adj. FTE	Amount	Flex FTE Cost	FTEs	Amount	City FTE Cost
Air Support	O	3.50	\$ 529,153	\$ 151,187	3.50	\$ 529,153	\$ 151,187
Asset Forfeiture Unit	O	3.00	\$ 344,822	\$ 114,941	3.00	\$ 344,822	\$ 114,941
Bomb Disposal Unit*	R/O	1.00	\$ 148,346	\$ 148,346	1.00	\$ 148,346	\$ 148,346
Canine (Special Ops)	R/O	8.00	\$ 988,369	\$ 123,546	8.00	\$ 988,369	\$ 123,546
Communications-911	R	71.00	\$ 5,139,313	\$ 72,385	71.00	\$ 5,139,313	\$ 72,385
Crimestoppers	O	1.00	\$ 102,818	\$ 102,818	1.00	\$ 102,818	\$ 102,818
Drug Enforcement Unit	O	8.00	\$ 983,150	\$ 122,894	8.00	\$ 983,150	\$ 122,894
DWI	O	4.00	\$ 505,674	\$ 126,419	4.00	\$ 505,674	\$ 126,419
Fraud, Forgery, Organized Crime*	O	7.00	\$ 860,663	\$ 122,952	7.00	\$ 860,663	\$ 122,952
General Traffic	O	6.00	\$ 581,623	\$ 96,937	6.00	\$ 581,623	\$ 96,937
Hostage Negotiation	R/O	0.05	\$ 5,876	\$ 117,520	0.05	\$ 5,876	\$ 117,520
Major Crimes Detectives	R	25.00	\$ 3,358,810	\$ 134,352	25.00	\$ 3,358,810	\$ 134,352
Marine Patrol	O	7.00	\$ 804,712	\$ 114,959	7.00	\$ 804,712	\$ 114,959
MARR Unit	O	6.00	\$ 430,707	\$ 71,785	6.00	\$ 430,707	\$ 71,785
Motorcycle	O	8.00	\$ 982,221	\$ 122,778	8.00	\$ 982,221	\$ 122,778
Tactical Unit	R	1.50	\$ 281,413	\$ 187,609	1.50	\$ 281,413	\$ 187,609
Vice	O	1.20	\$ 141,981	\$ 118,318	1.20	\$ 141,981	\$ 118,318
Gambling	O	0.80	\$ 94,654	\$ 118,318	0.80	\$ 94,654	\$ 118,318

	Precinct 2	Precinct 3	Precinct 4	
2.7% increase over Blue Book Cost	156,028	154,666	164,731	1999 costs

ORIGINAL

E:\PENTON\Contracts-Potential\Carnation\carnation version 2 1999 est.xls\Carnation

UPDATED FOR WORKLOAD AND BLUE BOOK

Shared Supervision Model

<i>Precinct/City Services</i>		Flex Model Pricing Structure				
Title	R/O	Billing Factor	?	Amount	Cost	FTE
Canine (city)	R/O		FTE			
Captain - City Chief	O		FTE N			
Captain- Pct. Operations	R	% Pct. DCFS	Y	0.73%	1,869	0.01
Community Crime Prevention Unit	O	% Pct. Activity	N	0.00%		
Community Policing Specialists	O	% Pct. DCFS	N	0.73%		
Community Service Officers	O	% FTE				
DARE	O	%FTE	N			
Evidence and Supply Tech	O	% FTE		NA	NA	NA
Pct. Facilities and Maintenance	R/O	% Pct. DCFS	Y	0.73%	1,136	
Major - City Chief	O		FTE			
Major - Pct. Commander	R	% Pct. DCFS	Y	0.73%	1,018	0.01
Office Tech I	O			NA	NA	NA
Office Tech II	O			NA	NA	NA
Office Tech III	O			NA	NA	NA
Pct. Crime Analysis	O	% Pct. DCFS	N	0.73%		
Pct. Detectives	R	% Pct Detectives Cases	Y	1.02%	7,220	0.06
Pct. Detective Sgt.	R		NA	NA	NA	NA
Pct. Pro-Active	O	% Pct. DCFS	Y	0.73%	1,730	0.01
Reactive Patrol (flex)	R	% Pct. DCFS	Y	5.65%	31,316	0.30
Reactive Patrol (city)	O		FTE Y	3.00	311,011	3.00
Reactive Patrol Sgts. (flex)		% Pct. DCFS	Y	2.69%	7,258	0.06
Reactive Patrol Sgts (city)	R		FTE Y	0.50	57,847	0.50
				Precinct Cost \$	420,404	3.96

<i>Support Services</i>	R/O	Billing Factor	?	Amount	Service Cost	FTE
Air Support	O	% DCFS	N	0.24%	-	-
Asset Forfeiture ¹	O	% P1 Crimes	N	0.13%	-	-
Bomb Disposal Unit	R/O	% DCFS	N	0.24%		
Canine	R/O	% DCFS	N	0.24%		
Communications-911	R	% DCFS	Y	0.24%	12,478	0.17
Crimestoppers	O	% Total Crimes	N	0.19%	-	-
Drug Enforcement Unit	O	% P1 Crimes	N	0.13%	-	-
DWI	O	% DCFS	N	0.24%		
Fraud, Forgery, Organized Crime	O	% DCFS	N	0.24%	-	-
General Traffic	O	% DCFS	N	0.24%	-	-
Hostage Negotiation	R/O	% Incidents	Y	0.00%		
Major Crimes Detectives	R	% P1 Major Crimes	Y	0.01%	232	0.00
Marine Patrol	O	% DCFS	N	0.24%		
MARR Unit	R/O	% Incidents	Y	0.00%		
Motorcycle	O	% DCFS	N	0.24%	-	-
Tactical Unit	R	% Incidents	Y	0.00%	-	-
Vice	O	% DCFS	N	0.24%	-	-
Gambling	O	% DCFS	N	0.24%	-	-
				Support Cost \$	12,710	0.17
				Laptop/Replacement/Stand for 3 FTEs \$	7,812	
				TOTAL³ \$	433,114	4.14

1) In 1998, all cities will be offered a 50/50 split (after costs) on seized assets. See MOU for more details.

2) Assumes 3 dedicated officers and .50 dedicated sergeant. Flex patrol and supervision coverage.

3) King County will apply for grant funds to support 3 reactive patrol officers (1999-2001).

ORIGINAL

<u>Workload Indicators - 1996/1997</u>	<u>City</u>	<u>% Prec</u>	<u>% Prec. Ded</u>	<u>%Total</u>
Dispatched Calls	321	0.73%	2.69%	0.24% 1997
Pct Detective Caseload	10	1.02%		
Comm. Crime Prev. Cslid.		0.00%		
Part 1 Crimes	31			0.13% 1997
Part 2 Crimes	52			0.27% 1997
Total Crimes	83			0.19% 1997
Part 1 Major Crimes	1			0.01% 1997
Bomb Disposal Incidents				1997
Canine Details				1997
FFOC Caseload				1997
Gang Unit Caseload				1997
Hostage Negotiation Incidents	0			1997
Tactical Unit Incidents	0			1997
Vice Unit Arrests				1997
Licensed Gambling Establishments				1997
Precinct CPO Flex				
Precinct Crime Analysts	1			
Precinct Detectives	6			
Pct. Patrol Flex %				
React Patrol Sgts. %				
Captains - Precinct Ops	2			
Pct. Facilities and Maintenance cost	156,028			
Precinct Sworn Staff	105.5			
Precinct CCPU Staff				

Officers for C2,C6,C7	16.2
DCFS C2	1226
DCFS C6	1210
DCFS C7	909
DCFS C5	2015
Carnation DCFS	321
Total DCFS	5681
% of Carnation DCFS	5.65%

Guidelines for City and County Policy Development and Implementation

I. DISCRETIONARY POLICIES UNDER THE CONTROL OF THE CITY

- Prioritization of reactive patrol free time
- Awards Program
- Travel & Expense Guidelines
- False Alarm Ordinances/Response
- Impound Procedures
- Community Policing
- Crime Prevention Standards
- Additional Training
- Supplemental Reports
- Incident Notification Policies
- Job Description of Supplemental FTE's

II. DISCRETIONARY POLICIES WHICH NEED TO BE NEGOTIATED WITH THE COUNTY BUT MAY VARY FROM CITY TO CITY

- Accident Response Criteria
- Court Attendance Policies
- Callout Procedures
- Uniform/Equipment/Vehicles (including appearance regulations)
- Reserve Program
- Communications Center Procedures
- Traffic Enforcement Policy & Procedures
- K-9 Policing
- Response Priorities
- Shift Hours
- Specialty Unit Personnel Selection (Street Crimes Units, Crime Prevention, D.A.R.E., etc.)
- Prioritization of Precinct Detective Workload

III. DISCRETIONARY POLICIES WHICH REQUIRE UNIFORM APPLICATION DEPARTMENT-WIDE

- Pursuit Policy
- Seized Property
- Basic Skills Training
- Emergency Vehicle Operations
- Firearms (Include Reviews)
- Use of Force
- Off-duty Work
- FTO Program
- Personnel Evaluation System
- IIU Policies & Procedures
- Reporting Forms
- HNT/SWAT
- Alternative Work Schedules ¹
- Standards of Conduct
- Arrest Warrant Policies
- Labor Contracts (4)
- Supervisory Standards

¹* Any area that affects wages, hours or working conditions must be negotiated with the organized bargaining unit impacted. They include:

Police Officers & Sergeants Guild
Local 519 Public Safety Employees (Lieutenants & Captains)
Local 519 Non-Commissioned Dispatchers
Local 519 Non-Commissioned (Clerical, CSO's, and Evidence & Supply Clerks)

10667

IV. POLICIES MANDATED BY LOCAL, STATE AND/OR FEDERAL LAW

- DV Response
- Search & Rescue
- Civil Process
- Landlord - Tenant Policies
- Abandoned/Unclaimed Property
- Training

BLET

BAC - State

First Aid - L&I

CPR - L&I

Computer info access training

Airborne/bloodborne pathogens

OSHA/WSHA/EPA requirements

- King County Code of Ethics
- Public Disclosure & Records
- Gun Permits
- FLSA
- Family Leave & Benefits Policies
- ADA
- Civil Service Rules
- King County Career Service Rules
- EEOC Guidelines/Requirements
- Discipline

ORIGINAL

Exhibit D
Police Manager

Supervision Received

- A. The Police Manager shall report to the city's chief executive officer and to the existing command structure within the King County Department of Public Safety (KCDPS).
- B. KCDPS maintains authority and responsibility over the precinct.
- C. In the event a city procedure, policy, goal or operation differs from the County's, that city shall negotiate with the County to reach a final determination. The city and County will share responsibility and liability for any mutually negotiated deviation from County's procedure, policy or operation.
- D. The city's chief executive officer shall have the general duty and responsibility of providing to the assigned police manager general direction relative to the furnishing of law enforcement services to the city.
- E. The police manager shall maintain communication between command structures to assure that changes in the County are agreeable to the city and that changes in the city are agreeable to the County's.

Duties to include:

- 1. Establish goals and objectives for city police services, which reflect the specific needs within the city. Identify performance indicators for the city, which measure the established goals and objectives.
- 2. Oversee the implementation within the city of all KCDPS policies and procedures. Maintain a copy of current city police procedures on file at city hall for the city's reference. Notify city's chief executive officer of any county procedures or changes which either supplement or possibly detract from the city's goals and objectives for police services.
- 3. Oversee the implementation of all city policies and procedures relating to police services. Provide to KCDPS any written information relative to police services created by the city. Notify KCDPS of all procedures which differ from King County policies and procedures.
- 4. Establish standards of performance for officers assigned to the city.
- 5. Identify areas of supplemental training for officers assigned to the city. Make recommendations to KCDPS for supplemental training. Make recommendations to the city's chief executive officer for training not provided by KCDPS.
- 6. Review the city performance indicators for city police services against the city's stated goals and objectives. Report to the city's chief executive officer on progress of goal attainment.
- 7. Review the performance of officers assigned to the city. Report to city's chief executive officer and precinct any recommendations for performance improvement.
- 8. Perform selected roll call within city of city assigned officers.
- 9. Coordinate duties of officers assigned to the city as specific needs arise, and as requested by city's chief executive officer within the context of established policies and procedures. Report to precinct any changes in duty of city assigned officers.
- 10. Coordinate police activities within the city, including hours of operation and city specific protocols and procedures.

ORIGINAL

1999 Hourly Costs for Selected Services-EXHIBIT E

Service	1999 Est. Cost	1995/96/97 Ave Flight Hours*	1999 Hourly Cost	Minimum Charge	Notes
Air Support*	529,153	596	887.34	887.34	Minimum charge is 1 hour
Service	1999 Est. Cost	995/96/97 Ave Mission Hour	1999 Hourly Cost	Minimum Charge	Notes
Bomb Disposal Unit	148,346	1,053	140.95	563.79	Minimum charge is 2 hours
Service	1999 Est. Cost	1999 Person Hours**	1999 Hourly Cost	Minimum Charge	Notes
Canine Unit	988,369	14,016	70.52	141.03	Minimum charge is 2 hours
Service	1999 Est. Cost	1999 Person Hours**	1999 Hourly Cost	Minimum Charge	Notes
DARE Unit	96,992	1,752	55.36		Typical class = 25 hours
Service	1999 Est. Cost	1999 Person Hours**	1999 Hourly Cost	Minimum Charge	Notes
Drug Unit	983,150	15,768	62.35	124.70	Minimum charge is 2 hours
Drug Lab Response Team	983,150	15,768	62.35	249.40	Minimum charge is 2 hours
Service	1999 Est. Cost	995/96/97 Ave Mission Hour	1999 Hourly Cost	Minimum Charge	Notes
Hostage Negotiation Team	5,876	161.25	36.44	291.52	Minimum charge is 2 hours
Service	1999 Est. Cost	1999 Person Hours**	1999 Hourly Cost	Minimum Charge	Notes
Major Crimes	3,358,810	59,568	56	113	Minimum charge is 2 hours
Service	1999 Est. Cost	1999 Hourly Cost of Boat	1999 Hourly Cost	Minimum Charge	Notes
Marine Patrol	804,712	38	60.66	318.85	Minimum charge is 2 hours
Marine Patrol - Dive Unit	see above	38	60.66	561.47	Minimum charge is 2 hours

Service	1999 Est. Cost	1997 Mission Hours*	1999 Hourly Cost	Minimum Charge	Notes
MARR Unit	430,707	5,188	83.02	332.07	Minimum charge is 2 h

Service	1999 Est. Cost	1999 Person Hours**	1999 Hourly Cost	Minimum Charge	Notes
Polygraph Examiner	94,910	1,752	54	54	

Service	1999 Est. Cost	995/96/97 Ave Mission Hour	1999 Hourly Cost	Minimum Charge	Notes
Tactical Unit	281,413	963	292.28	4,091.86	Minimum charge is 2 h

* AIR SUPPORT UNIT DETAILS.

Search & Rescue ASU missions will be "no charge".

Pro Net (bank hold-up) tracking call-outs will be "no charge".

On-view activity made by the ASU will be at "no charge" to the jurisdiction.

On duty call-outs for ASU by non-contract cites will be billed based on the hourly rate, for the "exact mission time" (no longer a two hour minimum).


Off-duty call-outs for ASU will be billed at the minimum rate of "one hour" (no longer at the two-hour minimum).

** Based on 1,752 available hours per year

Available Time	Days	Hours
Work Days	261	2,088
Sick Leave	(9)	(72)
Vacation	(15)	(120)
Military Leave	(1)	(5)
In-Service Training	(5)	(40)
Holidays	(12)	(96)
TOTAL	219	1,752

ORIGINAL

97 DCFS



	% Precinct	% Precinct Flex	% Total
Precinct 2	43,757	100.00%	33.18%
Woodinville	3,204	7.32%	2.43%
Skyway	13	0.03%	0.01%
North Park	1,503	3.43%	1.14%
Maple Valley	11,619	26.55%	8.81%
Unincorporated Flex	9,475	21.65%	7.18%
Stoughton	13,823	31.59%	10.48%
Kenmore	4,120	9.42%	3.12%
Precinct 3	41,930	100.00%	31.79%
Beaux Arts Village	49	0.12%	0.04%
Maple Valley	3,256	7.77%	2.47%
Covington	3,565	8.50%	2.70%
Unincorporated	35,060	83.62%	26.58%
Precinct 4	46,207	100.00%	35.03%
SeaTac	11,808	25.55%	8.95%
Burien	13,066	28.28%	9.91%
Unincorporated Flex	14,477	31.33%	10.98%
Skyway	1,980	4.29%	1.50%
Vashon	21,333		
uninc			
Precinct 5	-	0.00%	0.00%
Federal Way	-	0.00%	0.00%
Unincorporated	-	0.00%	0.00%

	Precinct Two	Precinct 3	Precinct 4	Precinct 5
A1	1,429	F1 2,232	K1 5,340	
A2	2,212	F2 3,381	K2 3,174	
A3	3,264	F3 4,196	K6 682	O1 -
A4	2,629	F4 5,137	K7 4,655	O2 -
A5	1,579	F5 4,499	K8 4,876	O3 -
A6	2,710	F6 3,850	K9 71	
A7	1,606			
B1	2,709	F7 823	K11 555	O4 -
B2	1,608	F8 3,443	L1 1,900	O5 -
B3	943	F9 2,080	L2 2,464	O6 -
B4	2,139	F44 1	L3 2,971	O7 -
B5	2,526	F99 12		
B6	1,144	H1 2,782	L4 4,473	O8 -
B7	920			
B8	1,309	G1 1,636		
C1	1,918	G2 94	N1 3,075	
C2	1,226	G3 741	N2 2,330	
C22	5	G4 160	N3 3,491	
C3	1,318	G5 2,398	N4 2,477	
C4	1,515	G6 1,422	N5 1,693	
C5	2,015	G7 847	V1 1,980	
C6	1,210			
C7	909	H1* 1,061		
C9	194	H3* 1,135		
D1	1,503			
W1	3,204			
W7	13			
Totals	43,757	41,930	46,207	-
				Gr. Totl 131,894

	Precinct 2		Precinct 3		Precinct 4	
	Part 1 Crimes	Part 2 Crimes	Part 1 Crimes	Part 2 Crimes	Part 1 Crimes	Part 2 Crimes
A1	144	209 F1	357	211 K1	974	
A2	423	318 F2	594	532 K11	113	
A3	546	511 F3	898	547 K2	537	
A4	424	509 F4	1,072	741 K6	158	
A5	348	298 F5	857	730 K7	806	
A6	485	436 F6	789	643 K8	768	
A7	313	232 F7	149	142 K9	4	
B1*	496	382 F8	690	376 L1	304	
B2*	217	239 F9	373	326 L2	433	
B3	119	138 F99	4	2 L3	611	
B4	308	393 H1	711	682 L4	804	
B5	428	352 R11	4	4 N1	437	
B6	119	201		N2	390	
B7	106	98 G1	285	231 N3	730	
B8	151	178 G2	11	12 N4	462	
C1	448	282 G3	145	89 N5	322	
C2	202	184 G4	25	12 V1	332	
C22	2	0 G5	417	302		
C3	219	174 G6	304	166		
C4	225	175 G7	216	96		
C5	315	247				
C6	153	132 H3	260	224		
C7	120	126				
C9	178	49				
D1	282	298				

	Part 1 Crimes	Part 2 Crimes	Part 1 Crimes %	Total Crimes	Total Crimes %
Precinct 2	7,261	6,561	30.76%	13,822	32.20%
Shoreline	2,370	2,281	10.04%	4,651	10.83%
Woodinville	485	392	2.05%	877	2.04%
Skykomish	5	8	0.02%	13	0.03%
North Bend	282	298	1.19%	580	1.35%
Unincorporated	3,406	2,961	14.43%	6,367	14.83%
Kenmore	713	621	3.02%	1,334	3.11%

	Part 1 Crimes	Part 2 Crimes	Part 1 Crimes %	Total Crimes	Total Crimes %
Precinct 3	8,161	6,068	34.57%	14,229	33.15%
Beaux Arts Village	4	4	0.02%	8	0.02%
Maple Valley	479	604	2.03%	1,083	2.52%
Covington	817	741	3.46%	1,558	3.63%
Unincorporated	6,861	4,719	29.06%	11,580	26.97%

	Part 1 Crimes	Part 2 Crimes	Part 1 Crimes %	Total Crimes	Total Crimes %
Precinct 4	8,185	6,693	34.67%	14,878	34.66%
SeaTac	2,152	1,601	9.12%	3,753	8.74%
Burien	2,341	2,056	9.92%	4,397	10.24%
Skyway	806	648		1,454	
Unincorporated	2,886	2,388	12.23%	5,274	12.29%

TOTAL	23,607	19,322	100.00%	42,929	100.00%
--------------	--------	--------	---------	--------	---------

	W1	485	392		
	W7	5	8		
Total		13,822	7,261	6,561	6,068
				14,878	8,185

1998 Precinct Staff Allocation

	Precinct 2	Precinct 3	Precinct 4	Shoreline	Totals	P2 %	P3 %	P4 %	Shoreline	Tot %
Major	1	1	1	1	4	25.0%	25.0%	25.0%	25.0%	100.0%
Captain - City Chief			1	1	2	0.0%	0.0%	50.0%	50.0%	100.0%
Captains - Precinct Ops	2	2	2	0	6	33.3%	33.3%	33.3%	0.0%	100.0%
CPOs Flex					0					
CPOs City				2	2	0.0%	0.0%	0.0%	100.0%	100.0%
CPOs County (storefront officers)	2	2	4		8	25.0%	25.0%	50.0%	0.0%	100.0%
Crime Analysis	1	1	1	0	3	33.3%	33.3%	33.3%	0.0%	100.0%
Crime Prevention		1	1		2	0.0%	50.0%	50.0%	0.0%	100.0%
DARE	3	3	3	0	9	33.3%	33.3%	33.3%	0.0%	100.0%
Detectives	6	8	11	3	28	21.4%	28.6%	39.3%	10.7%	100.0%
Detective Sergeants	1	1	1	1	4	25.0%	25.0%	25.0%	25.0%	100.0%
Gang	1	1	1		3	33.3%	33.3%	33.3%	0.0%	100.0%
Proactive/Emphasis Team	2	3	9	4	18	11.1%	16.7%	50.0%	22.2%	100.0%
Proactive/COP Sgts.		1	1		2	0.0%	50.0%	50.0%	0.0%	100.0%
HUD Funded Officer	0				0					
School Officer		2			2	0.0%	100.0%	0.0%	0.0%	100.0%
Traffic			2	2	2	0.0%	0.0%	0.0%	0.0%	0.0%
Admin. Sergeant			4	0	4					
District Court Officers	3	5	7		15					
Patrol Sergeants Flex	4	6	8	0	18	10.8%	16.2%	21.6%	0.0%	48.6%
Patrol Sergeants City	3.5	2		6	11.5	9.5%	5.4%	0.0%	16.2%	31.1%
Patrol Sergeants County only	3.5	3	1		7.5	9.5%	8.1%	2.7%	0.0%	20.3%
Patrol Officers City	21.5	14	44	22	101.5	8.0%	5.2%	16.3%	8.2%	37.7%
Patrol Officers County only	27	24	26		77	10.0%	8.9%	9.6%	0.0%	28.6%
Patrol Officers Flex	24	49	18	0	91	18.2%	6.7%	0.0%	0.0%	24.9%
Light Duty Officers					0	0.0%	0.0%	0.0%	0.0%	0.0%
Sick/Disability Leave					0	0.0%	0.0%	0.0%	0.0%	0.0%
Military Leave					0	0.0%	0.0%	0.0%	0.0%	0.0%
Recruits					0	0.0%	0.0%	0.0%	0.0%	0.0%
Patrol Total	72.5	87	88	22	270	32.3%	32.3%	32.7%	8.2%	100.0%

King County DPS

1997 Workload and Staffing

Precinct Sworn Total	105.5	129	144	42	377.5	27.9%	34.2%	38.1%	11.1%	100.0%
CSOs City			3	0	3	0.0%	0.0%	100.0%	0.0%	100.0%
CSOs Flex	1	1	3	0	5	20.0%	20.0%	60.0%	0.0%	100.0%
Clerical - City				1	1	0.0%	0.0%	0.0%	100.0%	100.0%
Clerical - County	4	4	6	0						
Evidence Tech	1	1	1	0	3	33.3%	33.3%	33.3%	0.0%	100.0%
Precinct Staff Total	111.5	135	157	43	389.5	28.6%	34.7%	40.3%	11.0%	100.0%

Reserve Officers
 Vols / RSVP
 Chaplains

	1994 Traffic Workload (direct FTEs only)					Total
	DCFS	DWI	Gen. Traffic	Motorcycle		
Beaux Arts	0.03%	0.00	0.00	0.00	0.00	0.00
Burien	7.87%	0.31	0.31	0.63	1.26	1.26
Federal Way	17.26%	0.69	0.69	1.38	2.76	2.76
Kent Meridian	2.04%	0.08	0.08	0.16	0.33	0.33
Newcastle	0.59%	0.02	0.02	0.05	0.09	0.09
North Bend	0.78%	0.03	0.03	0.06	0.12	0.12
SeaTac	6.94%	0.28	0.28	0.56	1.11	1.11
Shoreline	8.28%	0.33	0.33	0.66	1.32	1.32
Skykomish	0.01%	0.00	0.00	0.00	0.00	0.00
Skyway	0.00%	0.00	0.00	0.00	0.00	0.00
Woodinville	1.58%	0.06	0.06	0.13	0.25	0.25
Uninc. KC	54.62%	2.18	2.18	4.37	8.74	8.74
Total FTEs	100.00%	4.00	4.00	8.00	16.00	16.00

maple valley
 covington

King County DPS

1997 Workload and Staffing

1994 Workload Indicators	Beaux Arts		Federal Way		Newcastle		North Bend		SeaTac		Shoreline		Skykomish		Woodinville		Non-Contract		Total
	Arts	Burien	Way														Contract	Uninc.	
Bomb Disposal Incidents	0	10	13	2	2	2	2	2	2	2	0	0	0	0	0	0	24	91	144
Canine Details	0	372	572	4	16	296	632	0	148	556	0	148	556	0	148	556	8,908	8,908	11,504
FFOC Caseload	0	272	0	5	38	88	291	4	24	2,231	4	24	2,231	4	24	2,231	1,509	1,509	2,231
Gang Unit Caseload	0	14	12	0	0	14	14	0	1	87	0	1	87	0	1	87	87	87	142
Hostage Negotiation Incidents	0	2	1	0	0	4	0	0	0	10	0	0	10	0	1	10	10	10	18
Part 1 Major Crimes	0	156	0	11	7	161	156	2	16	1,456	2	16	1,456	2	16	1,456	947	947	1,456
Tactical Unit Incidents	0	0	89	0	0	123	182	0	0	4	0	0	4	0	4	4	17	17	25
Vice Unit Arrests	0	18	29	0	8	10	15	0	6	99	0	6	99	0	6	99	51	51	445
Licensed Gambling Establishments	0	0	0	0	0	0	0	0	0	0	0	0	0	0	0	0	99	99	185

1994 Workload Indicators	Beaux Arts		Federal Way		Newcastle		North Bend		SeaTac		Shoreline		Skykomish		Woodinville		Non-Contract		Total
	Arts	Burien	Way														Contract	Uninc.	
Bomb Disposal Incidents	0.00%	6.94%	9.03%	1.39%	1.39%	1.39%	0.00%	0.00%	1.39%	0.00%	0.00%	0.00%	0.00%	0.00%	0.00%	0.00%	16.67%	63.19%	100.00%
Canine Details	0.00%	3.23%	4.97%	0.03%	0.14%	2.57%	5.49%	0.00%	2.57%	0.00%	0.00%	1.29%	1.29%	0.00%	1.29%	4.83%	77.43%	77.43%	100.00%
FFOC Caseload	0.00%	12.19%	0.00%	0.22%	1.70%	3.94%	13.04%	0.18%	3.94%	0.00%	0.18%	1.08%	1.08%	0.00%	1.08%	0.00%	67.64%	67.64%	100.00%
Gang Unit Caseload	0.00%	9.86%	8.45%	0.00%	0.00%	9.86%	9.86%	0.00%	9.86%	0.00%	0.00%	0.70%	0.70%	0.00%	0.70%	0.00%	61.27%	61.27%	100.00%
Hostage Negotiation Incidents	0.00%	11.11%	5.56%	0.00%	0.00%	22.22%	0.00%	0.00%	22.22%	0.00%	0.00%	0.00%	0.00%	0.00%	0.00%	5.56%	55.56%	55.56%	100.00%
Part 1 Major Crimes	0.00%	10.71%	0.00%	0.76%	0.48%	11.06%	10.71%	0.48%	11.06%	0.00%	0.14%	1.10%	1.10%	0.00%	1.10%	0.00%	65.04%	65.04%	100.00%
Tactical Unit Incidents	0.00%	0.00%	8.00%	0.00%	0.00%	8.00%	0.00%	0.00%	8.00%	0.00%	0.00%	0.00%	0.00%	0.00%	0.00%	16.00%	68.00%	68.00%	100.00%
Vice Unit Arrests	0.00%	0.00%	20.00%	0.00%	0.00%	27.64%	40.90%	0.00%	27.64%	0.00%	0.00%	0.00%	0.00%	0.00%	0.00%	0.00%	11.46%	11.46%	100.00%
Licensed Gambling Establishments	0.00%	9.73%	15.68%	0.00%	4.32%	5.41%	8.11%	0.00%	5.41%	0.00%	0.00%	3.24%	3.24%	0.00%	3.24%	0.00%	53.51%	53.51%	100.00%

1995 Workload Indicators	Beaux Arts		Federal Way		Newcastle		North Bend		SeaTac		Shoreline		Skykomish		Woodinville		Non-Contract		Total
	Arts	Burien	Way														Contract	Uninc.	
Bomb Disposal Incidents	0	5	13	0	1	2	4	0	1	43	0	1	43	0	1	43	83	83	152
Canine Details	0	396	582	0	273	237	237	0	273	3,183	237	81	3,183	0	81	3,183	1,614	1,614	3,183
FFOC Caseload	0	211	0	11	23	94	318	0	94	2,406	318	73	2,406	0	73	2,406	1,676	1,676	2,406
Gang Unit Caseload	0	1	1	0	0	3	1	0	3	0	0	0	0	0	0	0	2	2	19
Hostage Negotiation Incidents	0	144	0	6	14	162	137	0	162	1,822	137	22	1,822	0	22	1,822	1,337	1,337	1,822
Part 1 Major Crimes	0	1	2	0	0	4	0	0	4	0	0	0	0	0	0	0	4	4	12
Tactical Unit Incidents	0	0	0	0	0	0	0	0	0	0	0	0	0	0	0	0	0	0	23

King County DPS

1997 Workload and Staffing

Vice Unit Arrests	0	0	33	0	0	36	17	0	0	6	92
Licensed Gambling Establishments	0	18	29	0	8	10	15	0	6	0	185

1995 Workload Indicators

	Beaux Arts	Burien	Federal Way	Newcastle	North Bend	SeaTac	Shoreline	Skykomish	Woodinville	Non-Contract	Uninc.	Total
Bomb Disposal Incidents	0.00%	3.29%	8.55%	0.00%	0.66%	1.32%	2.63%	0.00%	0.66%	28.29%	54.61%	100.00%
Canine Details	0.00%	12.44%	18.28%	0.00%	0.00%	8.58%	7.45%	0.00%	2.54%	0.00%	50.71%	100.00%
FFOC Caseload	0.00%	8.77%	0.00%	0.46%	0.96%	3.91%	13.22%	0.00%	3.03%	0.00%	69.66%	100.00%
Gang Unit Caseload												
Hostage Negotiation Incidents	0.00%	5.26%	5.26%	0.00%	0.00%	15.79%	5.26%	0.00%	0.00%	10.53%	57.89%	100.00%
Part I Major Crimes	0.00%	7.90%	0.00%	0.33%	0.77%	8.89%	7.52%	0.00%	1.21%	0.00%	73.38%	100.00%
Tactical Unit Incidents	0.00%	4.35%	8.70%	0.00%	0.00%	17.39%	0.00%	0.00%	0.00%	17.39%	52.17%	100.00%
Vice Unit Arrests	0.00%	0.00%	35.87%	0.00%	0.00%	39.13%	18.48%	0.00%	0.00%	0.00%	6.52%	100.00%
Licensed Gambling Establishments	0.00%	9.73%	15.68%	0.00%	4.32%	5.41%	8.11%	0.00%	3.24%	0.00%	53.51%	100.00%

1996 Workload Indicators

	Beaux Arts	Burien	Federal Way	Covington	North Bend	SeaTac	Shoreline	Skykomish	Woodinville	Non-Contract	Uninc.	Maple Valley	Kenmore
Bomb Disposal Incidents	0	10	24	8	2	1	15	-	4	19	94	1	4
Canine Details	0	211	308	6	14	224	197	-	82	-	1,138	29	130
FFOC Caseload	0	22	0	0	21	8	276	-	98	83	1,339	18	73
Gang Unit Caseload													
Hostage Negotiation Incidents	0	1	2	0	0	3	1	-	0	0	4	0	1
Part I Major Crimes	0	145	0	17	14	175	78	-	11	0	808	16	23
Tactical Unit Incidents	0	0	2	0	0	0	1	-	-	3	9	1	1
Vice Unit Arrests	0	0	0	0	0	0	0	-	0	2	33	0	0
Licensed Gambling Establishments	0	18	0	0	9	11	21	-	6	0	97	7	0

1996 Workload Indicators

	Beaux Arts	Burien	Federal Way	Covington	North Bend	SeaTac	Shoreline	Skykomish	Woodinville	Non-Contract	Uninc.	Maple Valley	Kenmore
Bomb Disposal Incidents	0.00%	5.49%	13.19%	4.40%	1.10%	0.55%	8.24%	0.00%	2.20%	10.44%	51.65%	0.55%	2.20%
Canine Details	0.00%	9.02%	13.17%	0.26%	0.60%	9.58%	8.42%	0.00%	3.51%	0.00%	48.65%	1.24%	5.56%
FFOC Caseload	0.00%	1.14%	0.00%	0.00%	1.08%	0.41%	14.24%	0.00%	5.06%	4.28%	69.09%	0.93%	3.77%
Gang Unit Caseload													
Hostage Negotiation Incidents	0.00%	8.33%	16.67%	0.00%	0.00%	25.00%	8.33%	0.00%	0.00%	0.00%	33.33%	0.00%	8.33%
Part I Major Crimes	0.00%	11.27%	0.00%	1.32%	1.09%	13.60%	6.06%	0.00%	0.85%	0.00%	62.81%	1.22%	1.79%

King County DPS

1997 Workload and Staffing

Tactical Unit Incidents	0.00%	0.00%	11.76%	0.00%	0.00%	0.00%	0.00%	0.00%	0.00%	5.88%	17.65%	52.94%	5.88%	5.88%
Vice Unit Arrests	0.00%	0.00%	0.00%	0.00%	0.00%	0.00%	0.00%	0.00%	0.00%	0.00%	5.71%	94.29%	0.00%	0.00%
Licensed Gambling Establishments	0.00%	10.65%	0.00%	0.00%	5.33%	6.51%	12.43%	0.00%	3.55%	0.00%	0.00%	57.40%	4.14%	0.00%

1997 Workload Indicators

	Beaux Arts	Burien	Federal Way	Covington	North Bend	SeaTac	Shoreline	Skykomish	Woodinville	Non-Contract	Uninc.	Maple Valley	Kenmore
Bomb Disposal Incidents	0	10	0	0	2	7	13	-	5	43	62	1	15
Canine Details	0	277	0	52	31	213	244	1	120	112	1,310	47	169
FFOC Caseload	0	87	0	41	37	46	253	1	63	99	1,421	72	48
Gang Unit Caseload	0	0	0	0	0	1	0	-	0	2	8	0	2
Hostage Negotiation Incidents	0	138	0	7	11	136	101	-	21	0	767	4	35
Part I Major Crimes	0	1	0	0	0	0	1	-	7	7	7	0	2
Tactical Unit Incidents	0	2	0	0	0	3	17	-	0	8	54	0	0
Vice Unit Arrests	0	18	0	0	9	11	21	-	6	0	104	5	0
Licensed Gambling Establishments	0	0	0	0	0	0	0	0.00%	0	0	0	0	0

1997 Workload Indicators

	Beaux Arts	Burien	Federal Way	Covington	North Bend	SeaTac	Shoreline	Skykomish	Woodinville	Non-Contract	Uninc.	Maple Valley	Kenmore
Bomb Disposal Incidents	0.00%	6.33%	0.00%	0.00%	1.27%	4.43%	8.23%	0.00%	3.16%	27.22%	39.24%	0.63%	9.49%
Canine Details	0.00%	10.75%	0.00%	2.02%	1.20%	8.27%	9.47%	0.04%	4.66%	4.35%	50.85%	1.82%	6.56%
FFOC Caseload	0.00%	4.01%	0.00%	1.89%	1.71%	2.12%	11.67%	0.05%	2.91%	4.57%	65.54%	3.32%	2.21%
Gang Unit Caseload	0.00%	0.00%	0.00%	0.00%	0.00%	6.25%	0.00%	0.00%	0.00%	12.50%	50.00%	0.00%	12.50%
Hostage Negotiation Incidents	0.00%	18.75%	0.00%	0.57%	0.90%	11.15%	8.28%	0.00%	1.72%	0.00%	62.87%	0.33%	2.87%
Part I Major Crimes	0.00%	5.56%	0.00%	0.00%	0.00%	0.00%	5.56%	0.00%	0.00%	38.89%	38.89%	0.00%	11.11%
Tactical Unit Incidents	0.00%	2.38%	0.00%	0.00%	0.00%	3.57%	20.24%	0.00%	0.00%	9.52%	64.29%	0.00%	0.00%
Vice Unit Arrests	0.00%	10.34%	0.00%	0.00%	5.17%	6.32%	12.07%	0.00%	3.45%	0.00%	59.77%	2.87%	0.00%
Licensed Gambling Establishments	0.00%	0	0	0	0	0	0	0.00%	0	0	0	0	0

1995/96/97 Workload Indicator AVE.

	Beaux Arts	Burien	Federal Way	Covington	North Bend	SeaTac	Shoreline	Skykomish	Woodinville	Non-Contract	Uninc.	Maple Valley	Kenmore
Bomb Disposal Incidents	0	8	12	4	2	3	11	0.00	3	35	80	1	10
Canine Details	0	295	297	29	15	237	226	0.33	94	37	1,354	38	150
FFOC Caseload	0	107	0	21	27	49	282	0.33	78	61	1,479	45	61
Gang Unit Caseload	0	0	0	0	0	0	0	0.00	0	0	0	0	0
Hostage Negotiation Incidents	0	2	1	0	0	2	1	0.00	0	1	8	0	2
Part I Major Crimes	0	142	0	12	13	158	105	0.00	18	0	971	10	29

King County DPS

1997 Workload and Staffing

Tactical Unit Incidents	0	1	0	0	1	1	1	0.00	0	5	9	1	2
Vice Unit Arrests	0	1	0	0	13	11	11	0.00	0	3	31	0	0
Licensed Gambling Establishments	0	18	0	0	9	11	19	0.00	6	0	100	6	0

	Beaux Arts	Burien	Federal Way	Covington	North Bend	SeaTac	Shoreline	Skykomish	Woodinville	Non- Contract	Uninc.	Maple Valley	Kenmore
Bomb Disposal Incidents	0.00%	4.94%	7.31%	2.37%	0.99%	1.97%	6.32%	0.00%	1.97%	20.73%	47.19%	0.59%	5.63%
Canine Details	0.00%	10.63%	10.70%	1.05%	0.54%	8.54%	8.15%	0.01%	3.40%	1.35%	48.85%	1.37%	5.39%
FPOC Caseload	0.00%	4.83%	0.00%	0.93%	1.22%	2.23%	12.78%	0.02%	3.53%	2.75%	66.94%	2.04%	2.74%
Gang Unit Caseload	0.00%	10.31%	6.19%	0.00%	0.00%	14.43%	4.12%	0.00%	0.00%	8.25%	47.42%	0.00%	9.28%
Hostage Negotiation Incidents	0.00%	9.76%	0.00%	0.82%	0.89%	10.81%	7.22%	0.00%	1.23%	0.00%	66.58%	0.67%	1.99%
Part 1 Major Crimes	0.00%	3.33%	6.67%	0.00%	0.00%	6.67%	3.33%	0.00%	0.00%	23.33%	46.67%	2.50%	7.50%
Tactical Unit Incidents	0.00%	0.95%	15.64%	0.00%	0.00%	18.48%	16.11%	0.00%	0.00%	4.74%	44.08%	0.00%	0.00%
Vice Unit Arrests	0.00%	10.11%	5.43%	0.00%	4.87%	5.99%	10.67%	0.00%	3.37%	0.00%	56.18%	3.37%	0.00%
Licensed Gambling Establishments													

1995/96/97 Workload Indicator Avg.